



Department of Microbiology University of Delhi

Students' Experience Survey
Internal Quality Assurance Cell (IQAC)

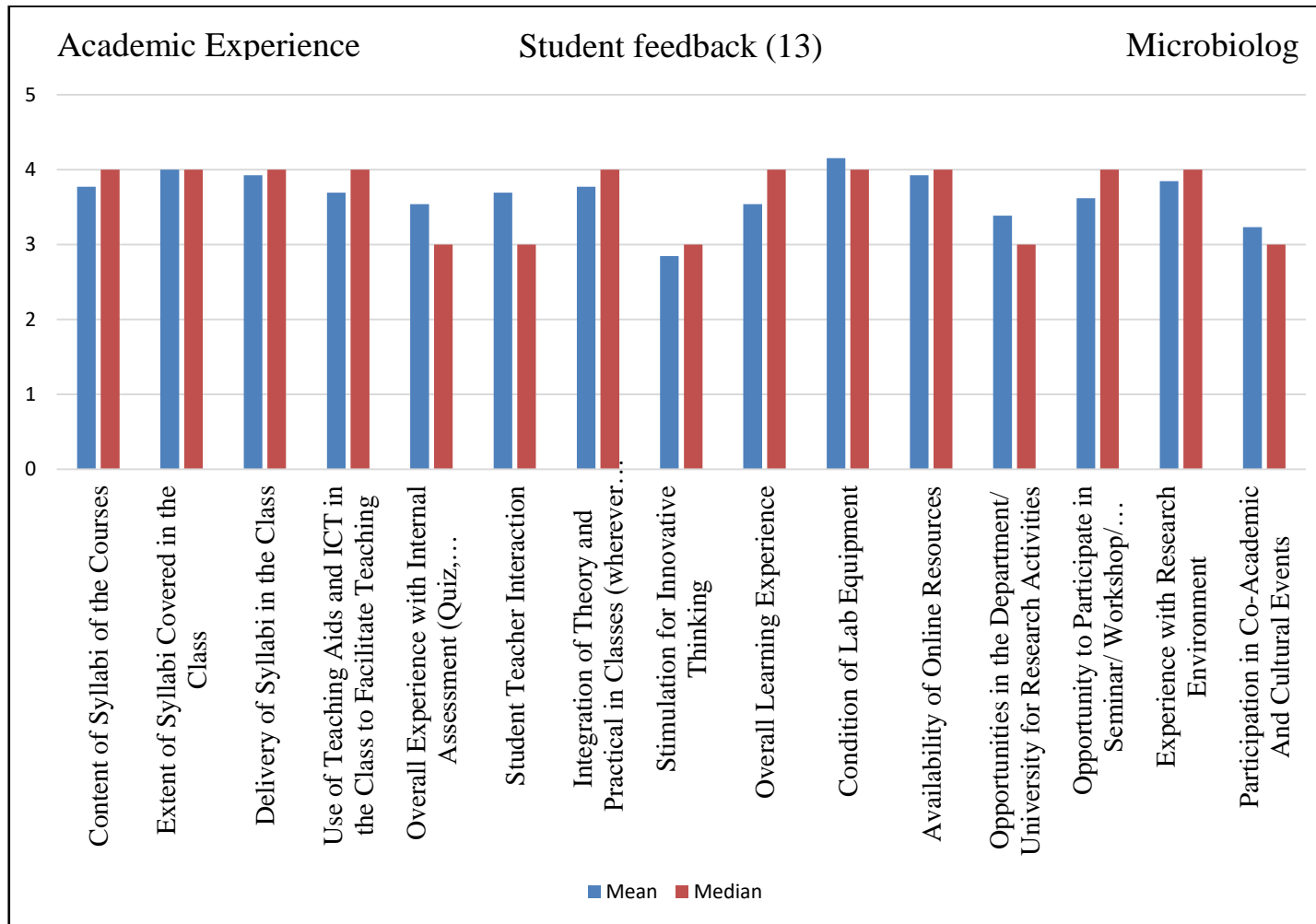
May-June 2017

Table of Contents

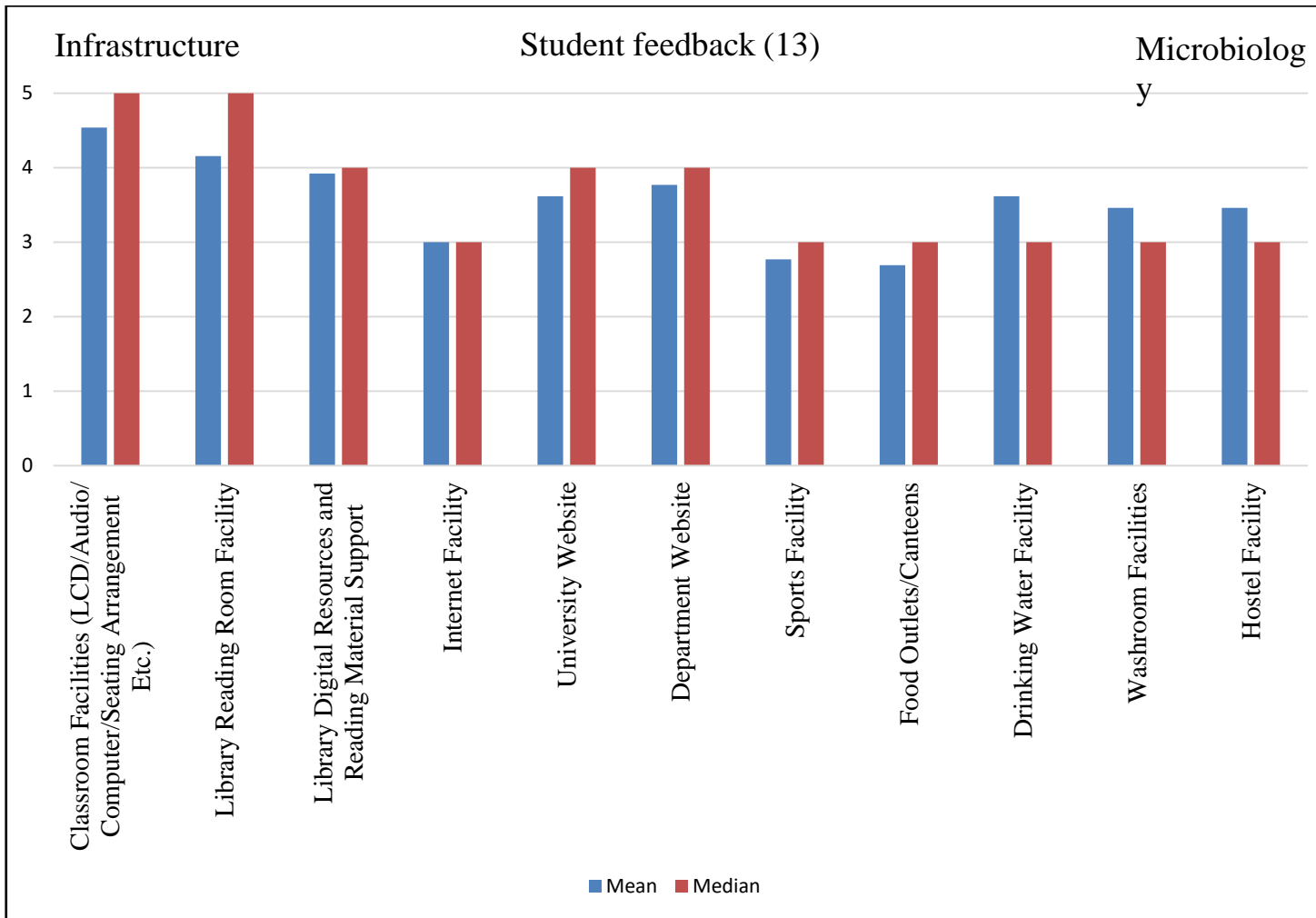
| | | |
|-----------|--|----|
| 1. | Student Feedback: Bar Charts | |
| | <i>Academic Experience</i> | 1 |
| | <i>Infrastructure</i> | 2 |
| | <i>Support System</i> | 3 |
| | <i>Skills/Competencies Developed During Course of Study</i> | 4 |
| 2. | Student Feedback (Arranged by Attendance): Bar Charts | |
| | <i>Academic Experience</i> | 5 |
| | <i>Infrastructure</i> | 5 |
| | <i>Support System</i> | 5 |
| | <i>Skills/Competencies Developed During Course of Study</i> | 5 |
| 2. | Student Feedback: Pie Chart | |
| | <i>“Would you recommend this university to others?”</i> | 6 |
| 3. | Table 1: Mean, Median, SD, Minimum, Maximum Value for Each Question | 7 |
| 4. | Table 2: Frequency Distribution in Levels | 9 |
| 5. | Table 3: Frequency Distribution in Percentage | 11 |
| 6. | Verbatim Responses | 13 |

Student Feedback

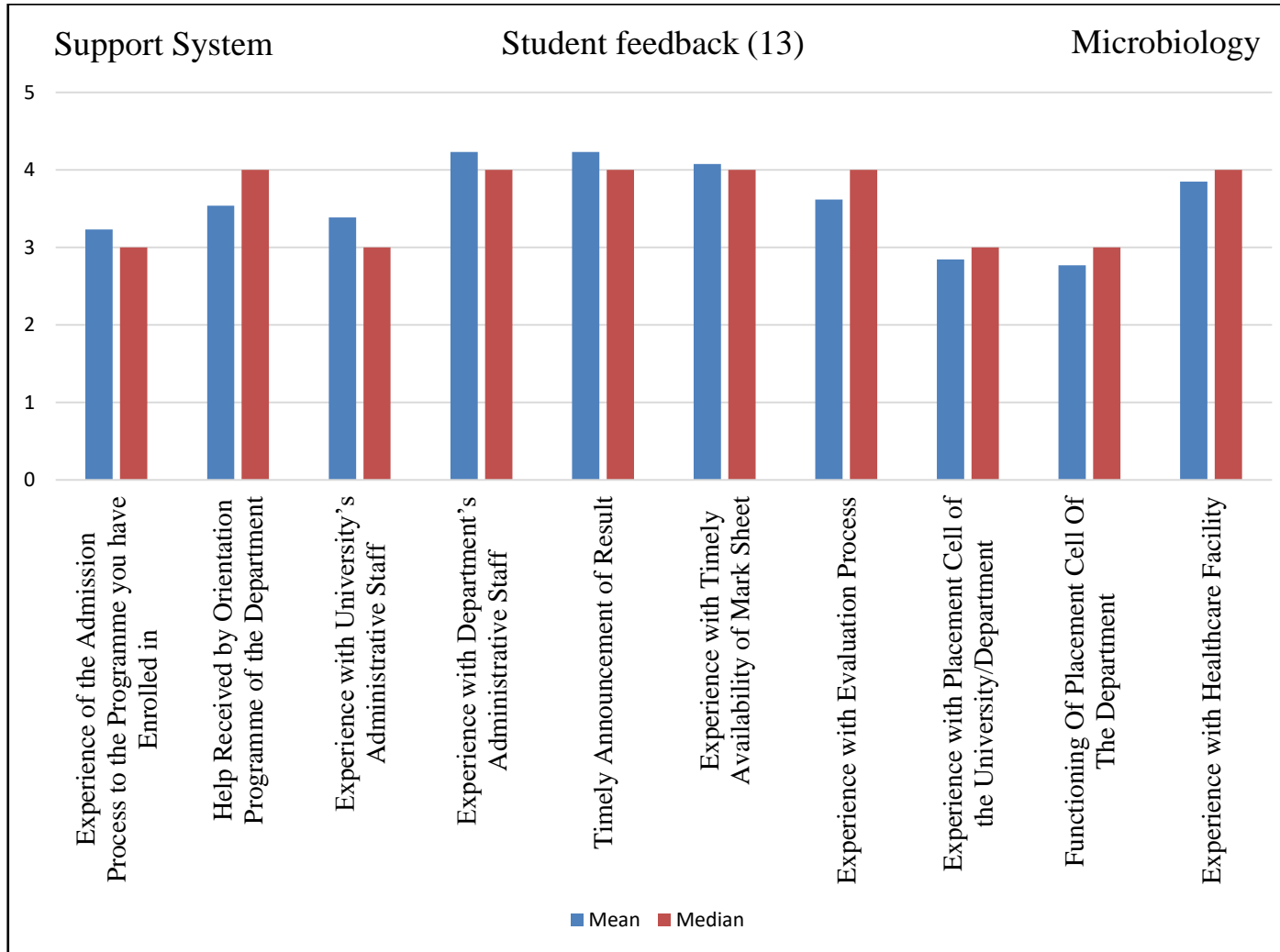
Academic Experience



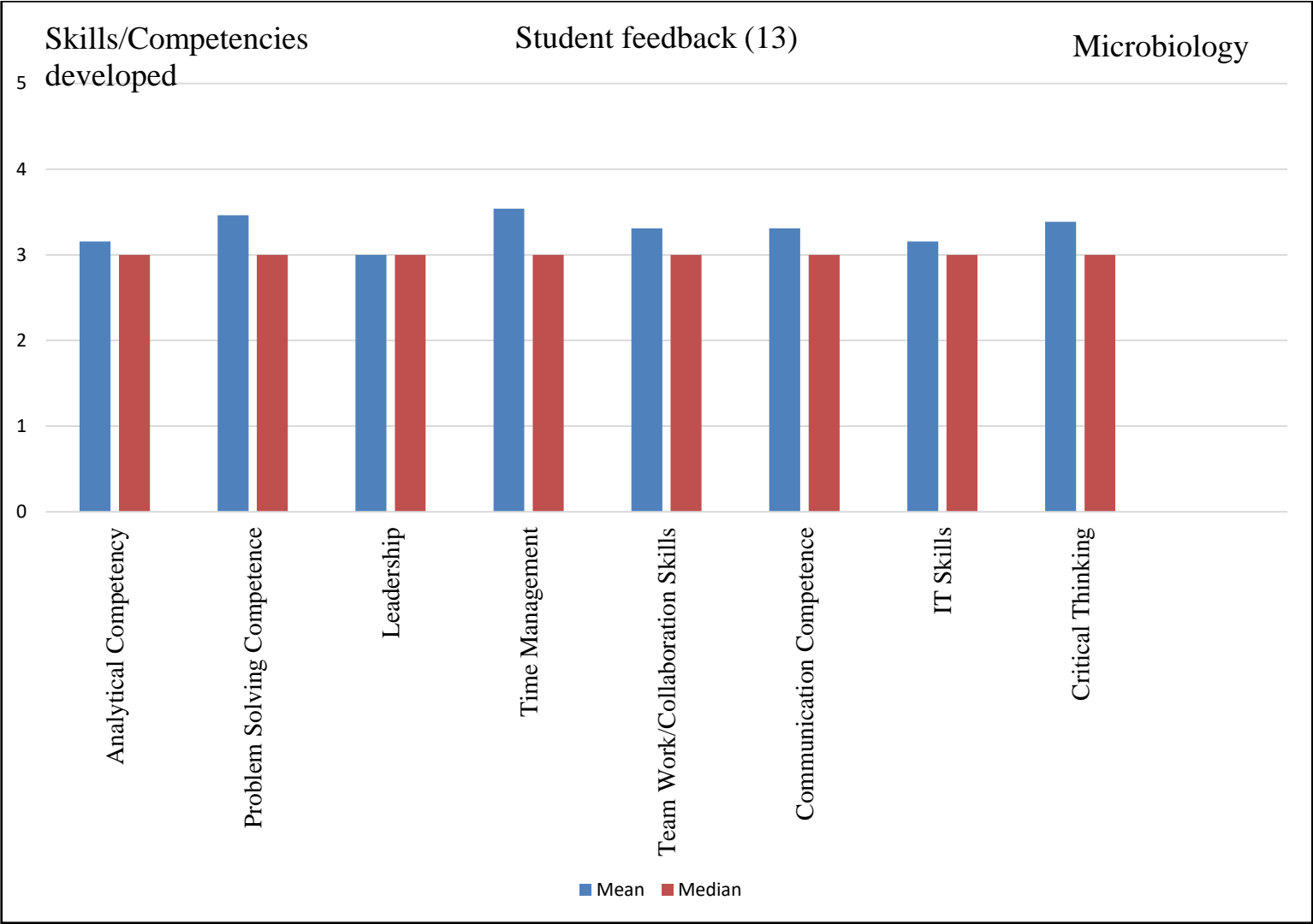
Infrastructure



Support System



Skills/Competencies Developed During Course of Study



Student Feedback as per Attendance

All the students' attendance was above 75%. There was no student with less than 75% attendance. The data presented above is from all students.

Student Feedback on “Would you recommend this university to others?”

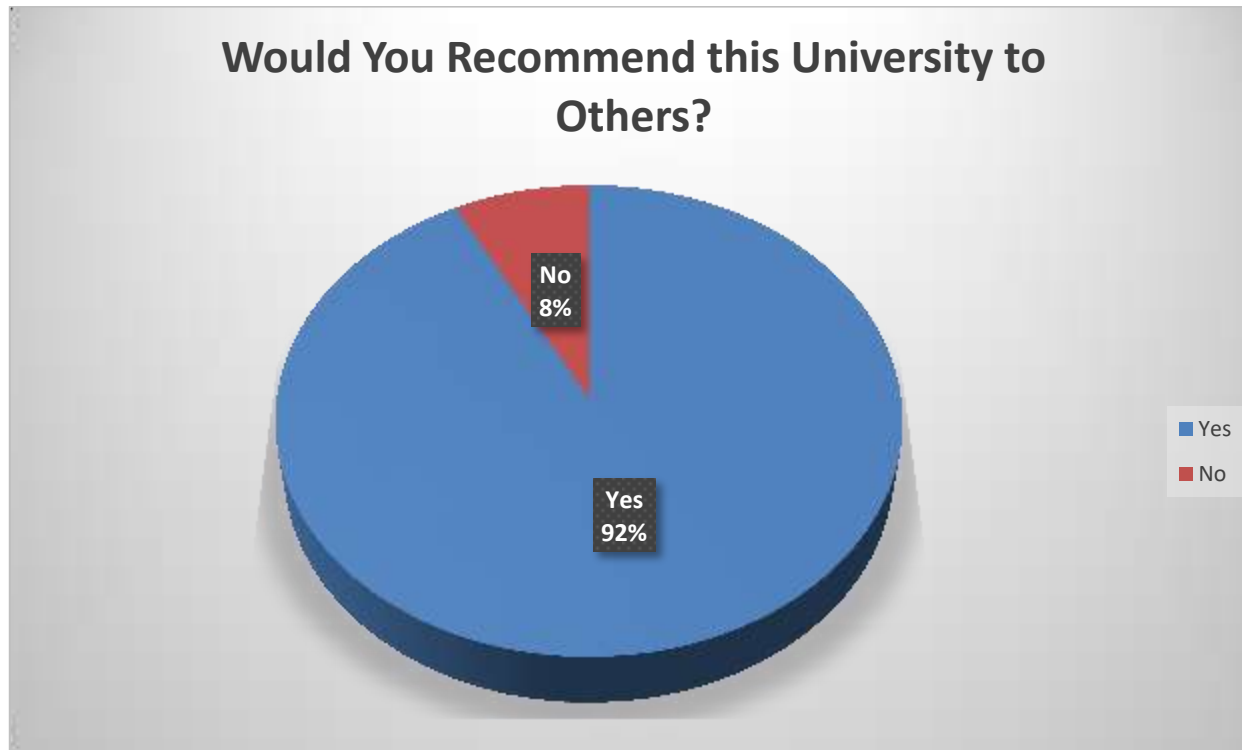


TABLE 1: Mean, Median, Standard Deviation, Minimum, Maximum Value for Each Question (N=12)

| S.No | Category | Mean | Median | Standard Deviation | Minimum | Maximum |
|-----------|---|------|--------|--------------------|---------|---------|
| A. | Academic Experience | | | | | |
| 1 | Content of Syllabi of the Courses | 3.77 | 4.00 | 0.70 | 3.00 | 5.00 |
| 2 | Extent of Syllabi Covered in the Class | 4.00 | 4.00 | 0.78 | 3.00 | 5.00 |
| 3 | Delivery of Syllabi in the Class | 3.92 | 4.00 | 0.62 | 3.00 | 5.00 |
| 4 | Use of Teaching Aids and ICT in the Class to Facilitate Teaching | 3.69 | 4.00 | 0.99 | 2.00 | 5.00 |
| 5 | Overall Experience with Internal Assessment (Quiz, Assignments, Presentations etc.) | 3.54 | 3.00 | 1.01 | 2.00 | 5.00 |
| 6 | Student Teacher Interaction | 3.69 | 3.00 | 0.82 | 3.00 | 5.00 |
| 7 | Integration of Theory and Practical in Classes (wherever applicable) | 3.77 | 4.00 | 0.80 | 2.00 | 5.00 |
| 8 | Stimulation for Innovative Thinking | 2.85 | 3.00 | 0.66 | 2.00 | 4.00 |
| 9 | Overall Learning Experience | 3.54 | 4.00 | 0.75 | 2.00 | 4.00 |
| 10 | Condition of Lab Equipment | 4.15 | 4.00 | 0.53 | 3.00 | 5.00 |
| 11 | Availability of Online Resources | 3.92 | 4.00 | 0.83 | 3.00 | 5.00 |
| 12 | Opportunities in the Department/ University for Research Activities | 3.38 | 3.00 | 0.84 | 2.00 | 5.00 |
| 13 | Opportunity to Participate in Seminar/ Workshop/ Conference/ Research Projects | 3.62 | 4.00 | 1.00 | 2.00 | 5.00 |
| 14 | Experience with Research Environment | 3.85 | 4.00 | 0.95 | 2.00 | 5.00 |
| 15 | Participation in Co-Academic And Cultural Events | 3.23 | 3.00 | 0.89 | 2.00 | 5.00 |
| | Overall | 3.66 | | | | |
| B. | Infrastructure | | | | | |
| 16 | Classroom Facilities (LCD/Audio/ Computer/Seating Arrangement Etc.) | 4.54 | 5.00 | 0.63 | 3.00 | 5.00 |
| 17 | Library Reading Room Facility | 4.15 | 5.00 | 1.03 | 2.00 | 5.00 |
| 18 | Library Digital Resources and Reading Material Support | 3.92 | 4.00 | 0.92 | 2.00 | 5.00 |
| 19 | Internet Facility | 3.00 | 3.00 | 1.11 | 1.00 | 5.00 |
| 20 | University Website | 3.62 | 4.00 | 0.92 | 2.00 | 5.00 |
| 21 | Department Website | 3.77 | 4.00 | 0.58 | 3.00 | 5.00 |
| 22 | Sports Facility | 2.77 | 3.00 | 0.89 | 1.00 | 4.00 |
| 23 | Food Outlets/Canteens | 2.69 | 3.00 | 1.14 | 1.00 | 5.00 |

| | | | | | | |
|-----------|---|------|------|------|------|------|
| 24 | Drinking Water Facility | 3.62 | 3.00 | 0.84 | 3.00 | 5.00 |
| 25 | Washroom Facilities | 3.46 | 3.00 | 0.93 | 2.00 | 5.00 |
| 26 | Hostel Facility | 3.46 | 3.00 | 0.75 | 3.00 | 5.00 |
| | Overall | 3.55 | | | | |
| C. | Support System | | | | | |
| 27 | Experience of the Admission Process to the Programme you have Enrolled in | 3.23 | 3.00 | 0.80 | 2.00 | 5.00 |
| 28 | Help Received by Orientation Programme of the Department | 3.54 | 4.00 | 0.75 | 2.00 | 5.00 |
| 29 | Experience with University's Administrative Staff | 3.38 | 3.00 | 0.74 | 2.00 | 5.00 |
| 30 | Experience with Department's Administrative Staff | 4.23 | 4.00 | 0.58 | 3.00 | 5.00 |
| 31 | Timely Announcement of Result | 4.23 | 4.00 | 0.58 | 3.00 | 5.00 |
| 32 | Experience with Timely Availability of Mark Sheet | 4.08 | 4.00 | 0.47 | 3.00 | 5.00 |
| 33 | Experience with Evaluation Process | 3.62 | 4.00 | 0.49 | 3.00 | 4.00 |
| 34 | Experience with Placement Cell of the University/Department | 2.85 | 3.00 | 0.53 | 1.00 | 3.00 |
| 35 | Functioning Of Placement Cell Of The Department | 2.77 | 3.00 | 0.58 | 1.00 | 3.00 |
| 36 | Experience with Healthcare Facility | 3.85 | 4.00 | 0.86 | 3.00 | 5.00 |
| | Overall | 3.58 | | | | |
| D. | Skills/Competencies Developed During Course of Study | | | | | |
| 37 | Analytical Competency | 3.15 | 3.00 | 1.10 | 1.00 | 5.00 |
| 38 | Problem Solving Competence | 3.46 | 3.00 | 1.08 | 2.00 | 5.00 |
| 39 | Leadership | 3.00 | 3.00 | 0.68 | 2.00 | 4.00 |
| 40 | Time Management | 3.54 | 3.00 | 0.84 | 2.00 | 5.00 |
| 41 | Team Work/Collaboration Skills | 3.31 | 3.00 | 0.91 | 2.00 | 5.00 |
| 42 | Communication Competence | 3.31 | 3.00 | 0.82 | 2.00 | 5.00 |
| 43 | IT Skills | 3.15 | 3.00 | 0.86 | 1.00 | 4.00 |
| 44 | Critical Thinking | 3.38 | 3.00 | 0.74 | 2.00 | 5.00 |
| 45 | Entrepreneurial /Job Skills | | | | | |
| | Overall | 3.29 | | | | |
| E. | Overall University Experience | | | | | |
| 46 | Your Overall Academic Experience | 3.77 | 4.00 | 0.89 | 2.00 | 5.00 |

TABLE 2: Frequency Distribution in Levels (N=13)

| S.No | Category | Below Average | Average | Good | Very Good | Excellent | Don't Know | Not Applicable |
|-----------|---|---------------|---------|------|-----------|-----------|------------|----------------|
| A. | Academic | | | | | | | |
| 1 | Content of Syllabi of the Courses | 0 | 0 | 5 | 6 | 2 | 0 | 0 |
| 2 | Extent of Syllabi Covered in the Class | 0 | 0 | 4 | 5 | 4 | 0 | 0 |
| 3 | Delivery of Syllabi in the Class | 0 | 0 | 3 | 8 | 2 | 0 | 0 |
| 4 | Use of Teaching Aids and ICT in the Class to Facilitate Teaching | 0 | 2 | 3 | 5 | 3 | 0 | 0 |
| 5 | Overall Experience with Internal Assessment (Quiz, Assignments, Presentations etc.) | 0 | 2 | 5 | 3 | 3 | 0 | 0 |
| 6 | Student Teacher Interaction | 0 | 0 | 7 | 3 | 3 | 0 | 0 |
| 7 | Integration of Theory and Practical in Classes (wherever applicable) | 0 | 1 | 3 | 7 | 2 | 0 | 0 |
| 8 | Stimulation for Innovative Thinking | 0 | 4 | 7 | 2 | 0 | 0 | 0 |
| 9 | Overall Learning Experience | 0 | 2 | 2 | 9 | 0 | 0 | 0 |
| 10 | Condition of Lab Equipment | 0 | 0 | 1 | 9 | 3 | 0 | 0 |
| 11 | Availability of Online Resources | 0 | 0 | 5 | 4 | 4 | 0 | 0 |
| 12 | Opportunities in the Department/ University for Research Activities | 0 | 1 | 8 | 2 | 2 | 0 | 0 |
| 13 | Opportunity to Participate in Seminar/ Workshop/ Conference/ Research Projects | 0 | 2 | 4 | 4 | 3 | 0 | 0 |
| 14 | Experience with Research Environment | 0 | 1 | 4 | 4 | 4 | 0 | 0 |
| 15 | Participation in Co-Academic And Cultural Events | 0 | 3 | 5 | 4 | 1 | 0 | 0 |
| B. | Infrastructure | | | | | | | |
| 16 | Classroom Facilities (LCD/Audio/ Computer/Seating Arrangement Etc.) | 0 | 0 | 1 | 4 | 8 | 0 | 0 |
| 17 | Library Reading Room Facility | 0 | 1 | 3 | 2 | 7 | 0 | 0 |
| 18 | Library Digital Resources and Reading Material Support | 0 | 1 | 3 | 5 | 4 | 0 | 0 |
| 19 | Internet Facility | 1 | 3 | 6 | 1 | 2 | 0 | 0 |
| 20 | University Website | 0 | 2 | 3 | 6 | 2 | 0 | 0 |
| 21 | Department Website | 0 | 0 | 4 | 8 | 1 | 0 | 0 |
| 22 | Sports Facility | 1 | 4 | 5 | 3 | 0 | 0 | 0 |

| | | | | | | | | |
|-----------|---|---|---|----|----|---|---|---|
| 23 | Food Outlets/Canteens | 2 | 4 | 4 | 2 | 1 | 0 | 0 |
| 24 | Drinking Water Facility | 0 | 0 | 8 | 2 | 3 | 0 | 0 |
| 25 | Washroom Facilities | 0 | 2 | 5 | 4 | 2 | 0 | 0 |
| 26 | Hostel Facility | 0 | 0 | 9 | 2 | 2 | 0 | 0 |
| C. | Support System | | | | | | | |
| 27 | Experience of the Admission Process to the Programme you have Enrolled in | 0 | 2 | 7 | 3 | 1 | 0 | 0 |
| 28 | Help Received by Orientation Programme of the Department | 0 | 1 | 5 | 6 | 1 | 0 | 0 |
| 29 | Experience with University's Administrative Staff | 0 | 1 | 7 | 4 | 1 | 0 | 0 |
| 30 | Experience with Department's Administrative Staff | 0 | 0 | 1 | 8 | 4 | 0 | 0 |
| 31 | Timely Announcement of Result | 0 | 0 | 1 | 8 | 4 | 0 | 0 |
| 32 | Experience with Timely Availability of Mark Sheet | 0 | 0 | 1 | 10 | 2 | 0 | 0 |
| 33 | Experience with Evaluation Process | 0 | 0 | 5 | 8 | 0 | 0 | 0 |
| 34 | Experience with Placement Cell of the University/Department | 1 | 0 | 12 | 0 | 0 | 0 | 0 |
| 35 | Functioning Of Placement Cell Of The Department | 1 | 1 | 11 | 0 | 0 | 0 | 0 |
| 36 | Experience with Healthcare Facility | 0 | 0 | 6 | 3 | 4 | 0 | 0 |
| D. | Skills/Competencies Developed During Course of Study | | | | | | | |
| 37 | Analytical Competency | 1 | 2 | 6 | 2 | 2 | 0 | 0 |
| 38 | Problem Solving Competence | 0 | 3 | 4 | 3 | 3 | 0 | 0 |
| 39 | Leadership | 0 | 3 | 7 | 3 | 0 | 0 | 0 |
| 40 | Time Management | 0 | 1 | 6 | 4 | 2 | 0 | 0 |
| 41 | Team Work/Collaboration Skills | 0 | 3 | 4 | 5 | 1 | 0 | 0 |
| 42 | Communication Competence | 0 | 2 | 6 | 4 | 1 | 0 | 0 |
| 43 | IT Skills | 1 | 1 | 6 | 5 | 0 | 0 | 0 |
| 44 | Critical Thinking | 0 | 1 | 7 | 4 | 1 | 0 | 0 |
| 45 | Entrepreneurial /Job Skills | 0 | 5 | 6 | 2 | 0 | 0 | 0 |
| E. | Overall University Experience | | | | | | | |
| 46 | Your Overall Academic Experience | 0 | 1 | 4 | 5 | 3 | 0 | 0 |

TABLE 3: Frequency Distribution in Percentage (N=12)

| S.No | Category | Below Average | Average | Good | Very Good | Excellent | Don't Know | Not Applicable |
|-----------|---|---------------|---------|-------|-----------|-----------|------------|----------------|
| A. | Academic | | | | | | | |
| 1 | Content of Syllabi of the Courses | 0.00 | 0.00 | 38.46 | 46.15 | 15.38 | 0.00 | 0.00 |
| 2 | Extent of Syllabi Covered in the Class | 0.00 | 0.00 | 30.77 | 38.46 | 30.77 | 0.00 | 0.00 |
| 3 | Delivery of Syllabi in the Class | 0.00 | 0.00 | 23.08 | 61.54 | 15.38 | 0.00 | 0.00 |
| 4 | Use of Teaching Aids and ICT in the Class to Facilitate Teaching | 0.00 | 15.38 | 23.08 | 38.46 | 23.08 | 0.00 | 0.00 |
| 5 | Overall Experience with Internal Assessment (Quiz, Assignments, Presentations etc.) | 0.00 | 15.38 | 38.46 | 23.08 | 23.08 | 0.00 | 0.00 |
| 6 | Student Teacher Interaction | 0.00 | 0.00 | 53.85 | 23.08 | 23.08 | 0.00 | 0.00 |
| 7 | Integration of Theory and Practical in Classes (wherever applicable) | 0.00 | 7.69 | 23.08 | 53.85 | 15.38 | 0.00 | 0.00 |
| 8 | Stimulation for Innovative Thinking | 0.00 | 30.77 | 53.85 | 15.38 | 0.00 | 0.00 | 0.00 |
| 9 | Overall Learning Experience | 0.00 | 15.38 | 15.38 | 69.23 | 0.00 | 0.00 | 0.00 |
| 10 | Condition of Lab Equipment | 0.00 | 0.00 | 7.69 | 69.23 | 23.08 | 0.00 | 0.00 |
| 11 | Availability of Online Resources | 0.00 | 0.00 | 38.46 | 30.77 | 30.77 | 0.00 | 0.00 |
| 12 | Opportunities in the Department/ University for Research Activities | 0.00 | 7.69 | 61.54 | 15.38 | 15.38 | 0.00 | 0.00 |
| 13 | Opportunity to Participate in Seminar/ Workshop/ Conference/ Research Projects | 0.00 | 15.38 | 30.77 | 30.77 | 23.08 | 0.00 | 0.00 |
| 14 | Experience with Research Environment | 0.00 | 7.69 | 30.77 | 30.77 | 30.77 | 0.00 | 0.00 |
| 15 | Participation in Co-Academic And Cultural Events | 0.00 | 23.08 | 38.46 | 30.77 | 7.69 | 0.00 | 0.00 |
| B. | Infrastructure | | | | | | | |
| 16 | Classroom Facilities (LCD/Audio/ Computer/Seating Arrangement Etc.) | 0.00 | 0.00 | 7.69 | 30.77 | 61.54 | 0.00 | 0.00 |
| 17 | Library Reading Room Facility | 0.00 | 7.69 | 23.08 | 15.38 | 53.85 | 0.00 | 0.00 |
| 18 | Library Digital Resources and Reading Material Support | 0.00 | 7.69 | 23.08 | 38.46 | 30.77 | 0.00 | 0.00 |
| 19 | Internet Facility | 7.69 | 23.08 | 46.15 | 7.69 | 15.38 | 0.00 | 0.00 |
| 20 | University Website | 0.00 | 15.38 | 23.08 | 46.15 | 15.38 | 0.00 | 0.00 |
| 21 | Department Website | 0.00 | 0.00 | 30.77 | 61.54 | 7.69 | 0.00 | 0.00 |

| | | | | | | | | |
|-----------|---|-------|-------|-------|-------|-------|------|------|
| 22 | Sports Facility | 7.69 | 30.77 | 38.46 | 23.08 | 0.00 | 0.00 | 0.00 |
| 23 | Food Outlets/Canteens | 15.38 | 30.77 | 30.77 | 15.38 | 7.69 | 0.00 | 0.00 |
| 24 | Drinking Water Facility | 0.00 | 0.00 | 61.54 | 15.38 | 23.08 | 0.00 | 0.00 |
| 25 | Washroom Facilities | 0.00 | 15.38 | 38.46 | 30.77 | 15.38 | 0.00 | 0.00 |
| 26 | Hostel Facility | 0.00 | 0.00 | 69.23 | 15.38 | 15.38 | 0.00 | 0.00 |
| C. | Support System | | | | | | | |
| 27 | Experience of the Admission Process to the Programme you have Enrolled in | 0.00 | 15.38 | 53.85 | 23.08 | 7.69 | 0.00 | 0.00 |
| 28 | Help Received by Orientation Programme of the Department | 0.00 | 7.69 | 38.46 | 46.15 | 7.69 | 0.00 | 0.00 |
| 29 | Experience with University's Administrative Staff | 0.00 | 7.69 | 53.85 | 30.77 | 7.69 | 0.00 | 0.00 |
| 30 | Experience with Department's Administrative Staff | 0.00 | 0.00 | 7.69 | 61.54 | 30.77 | 0.00 | 0.00 |
| 31 | Timely Announcement of Result | 0.00 | 0.00 | 7.69 | 61.54 | 30.77 | 0.00 | 0.00 |
| 32 | Experience with Timely Availability of Mark Sheet | 0.00 | 0.00 | 7.69 | 76.92 | 15.38 | 0.00 | 0.00 |
| 33 | Experience with Evaluation Process | 0.00 | 0.00 | 38.46 | 61.54 | 0.00 | 0.00 | 0.00 |
| 34 | Experience with Placement Cell of the University/Department | 7.69 | 0.00 | 92.31 | 0.00 | 0.00 | 0.00 | 0.00 |
| 35 | Functioning Of Placement Cell Of The Department | 7.69 | 7.69 | 84.62 | 0.00 | 0.00 | 0.00 | 0.00 |
| 36 | Experience with Healthcare Facility | 0.00 | 0.00 | 46.15 | 23.08 | 30.77 | 0.00 | 0.00 |
| D. | Skills/ Competencies Developed During Course of Study | | | | | | | |
| 37 | Analytical Competency | 7.69 | 15.38 | 46.15 | 15.38 | 15.38 | 0.00 | 0.00 |
| 38 | Problem Solving Competence | 0.00 | 23.08 | 30.77 | 23.08 | 23.08 | 0.00 | 0.00 |
| 39 | Leadership | 0.00 | 23.08 | 53.85 | 23.08 | 0.00 | 0.00 | 0.00 |
| 40 | Time Management | 0.00 | 7.69 | 46.15 | 30.77 | 15.38 | 0.00 | 0.00 |
| 41 | Team Work/Collaboration Skills | 0.00 | 23.08 | 30.77 | 38.46 | 7.69 | 0.00 | 0.00 |
| 42 | Communication Competence | 0.00 | 15.38 | 46.15 | 30.77 | 7.69 | 0.00 | 0.00 |
| 43 | IT Skills | 7.69 | 7.69 | 46.15 | 38.46 | 0.00 | 0.00 | 0.00 |
| 44 | Critical Thinking | 0.00 | 7.69 | 53.85 | 30.77 | 7.69 | 0.00 | 0.00 |
| 45 | Entrepreneurial /Job Skills | 0.00 | 38.46 | 46.15 | 15.38 | 0.00 | 0.00 | 0.00 |
| E. | Overall University Experience | | | | | | | |
| 46 | Your Overall Academic Experience | 0.00 | 7.69 | 30.77 | 38.46 | 23.08 | 0.00 | 0.00 |

Verbatim Responses

- 1. None